

CHINA BUILDING MATERIAL MAGAZINE

中国建材通讯

• 2017 5 116 •





中国建材集团有限公司
China National Building Material Group Co.,Ltd.



//

//

5 14 15 “ ”

“ ”

“ ”

“ EPC+ + + ”

“ ”

“ ”

“ ”

”

58

197

100

75

312

65% 9

“ ”

60

“ + ”

“ + ”

“ ”

“ + ”

“ ”

“ ”

“ ”

”

“ ”

“ ”

“ ”

“ ”

“ ”

” “ ”

“ ”

” “ ”

“ ”

“ + ”

“ ”

“ ”


HUME

“ ”

”



Content



19
—— 2017

38
—— “ ”

40
—— “ ”

22

42

28
—— HUME

44 25

32
——

48

34



5 11

300



5 18








5 6
2017

2017







5 15





' ##



SS



一带一路

BELT AND ROAD

专题

5 14-15 "

21世纪海上丝绸之路

600

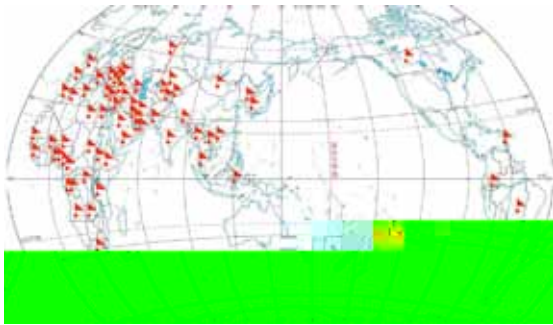


总包阿联酋日产万吨水泥生产线



3,000

5,500



+
197

58

EPC+ +

100

" "

312

65%

9

60

75



“ ”

30

65%

30%

2013

30

樂

“ ”



150

4 26

800



GDP

GNP

" "

EPC+

+ +

" "

EPC

5 10

" "

11

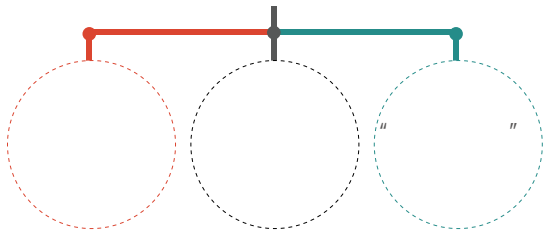


—— 2017

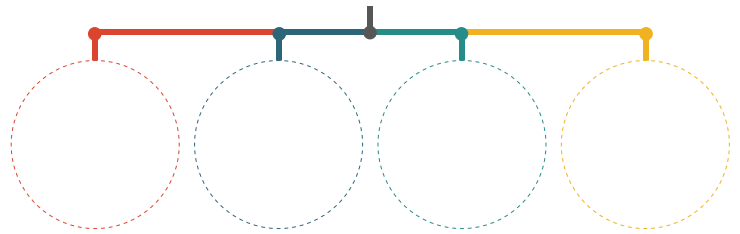
5 6

”

” 2017



2017



4 18
34

60

156

2000

2008

50

2500

5000

50

10



“ ”

20

5

800

65%

65%

GDP GNP

75 14


30%

1995

22 22

40





100

56

15

1.

EPC

+

APP

2025

3D

+

+

MEP

3D DIY

3D

3D

+

2.



3D

3.

APP

1+N

DCS

DCS

24

APP

APP

iOS

2.



4 2017
15
30

2015 3

357

60

10

" "

+

+

4.0


29

APP

B2B

GOOGLE

CNBM



—

HUME

HUME

HUME

21

HUME CEMENT 5000t/d





TRM

1.3mm/s

120mm

TP- 3

3% ~ 5%

TRP140- 140

4.2x14m

TVS- 8019

TES-

310



访谈录

HUME

2010 9

: G? 7

#" _ Y!_ % @AJ S" _ Y!_ %
%" _ Y!_ %

*S=i Z!ffi

6

%&"

(

% " "

: G? 7

#' " "

%&"

%&"

%&"

%&"

%&"

“

”

“

”

“ ”

6S

CVD

PLC

6S

2.

ERP

2014

2015

2016

JGS1

20

JGS2 800

CVD
DCS

80000

20

2016

3000

2015 1400

2.

1.



160

“ ”,

1

1

1



4

30

59

60

(



——

“

”

2013 9 4 10
 2.5 2015 11 10
 10 30
 34 2016 10
 2 1 10
 2015 11 16

2013 11
 8.0- 9.0

2015 12 2.0 2.2 2.2

2015 1228
 5 3 300* 2070 20
 5.5- 6.0
 20 5.0- 5.5
 10
 20 2013 10 2014 2

11 2 2014 3 2014 2015 5 7

11 2014 12 2015 1 24- 32 20

5 2014 6



2011

2.

80%
 2005- 2009 PCT
 32.2%
 20.4% 11.3% 2.5%

2020
 2030
 2050

1.

“ ”

2016

3.

650
 30

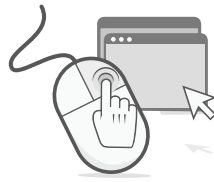
4 7

“ ”

4 11

“ ”

80%
 72%
 10%
 80%
 95%



"

"

1 1 2


20

100

4 20

5 10

500



SYT49S(T700) SYT55S(T800)

2016

Baturaja

CEMENT BATURAJA
2015 5 13

5000

88

32

5 11

EPC

2017

2

5500

3

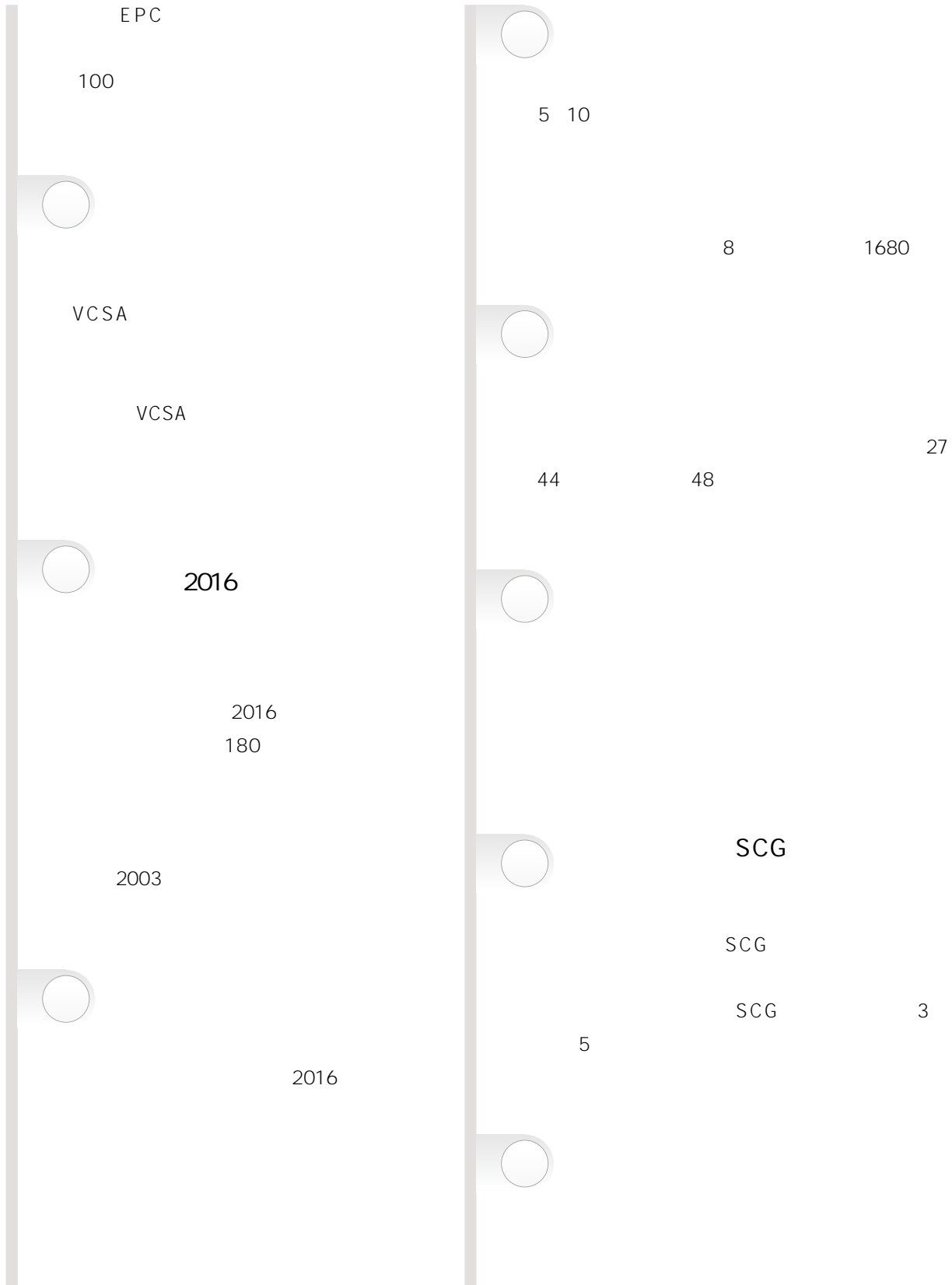
BIM

2017

EPC

Welink

300






60

2 26

48





中国建材集团第四期中

